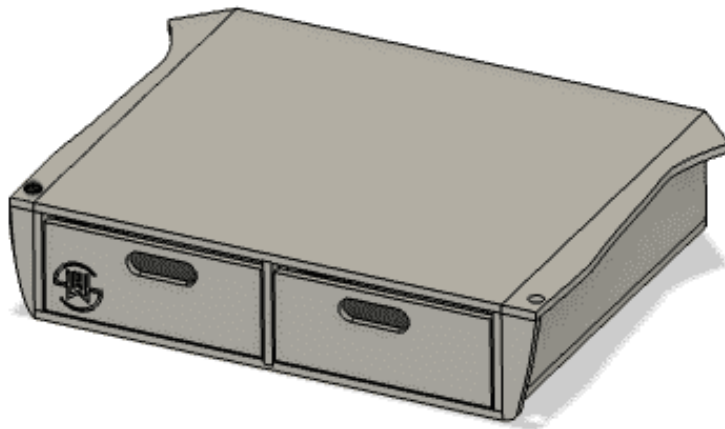
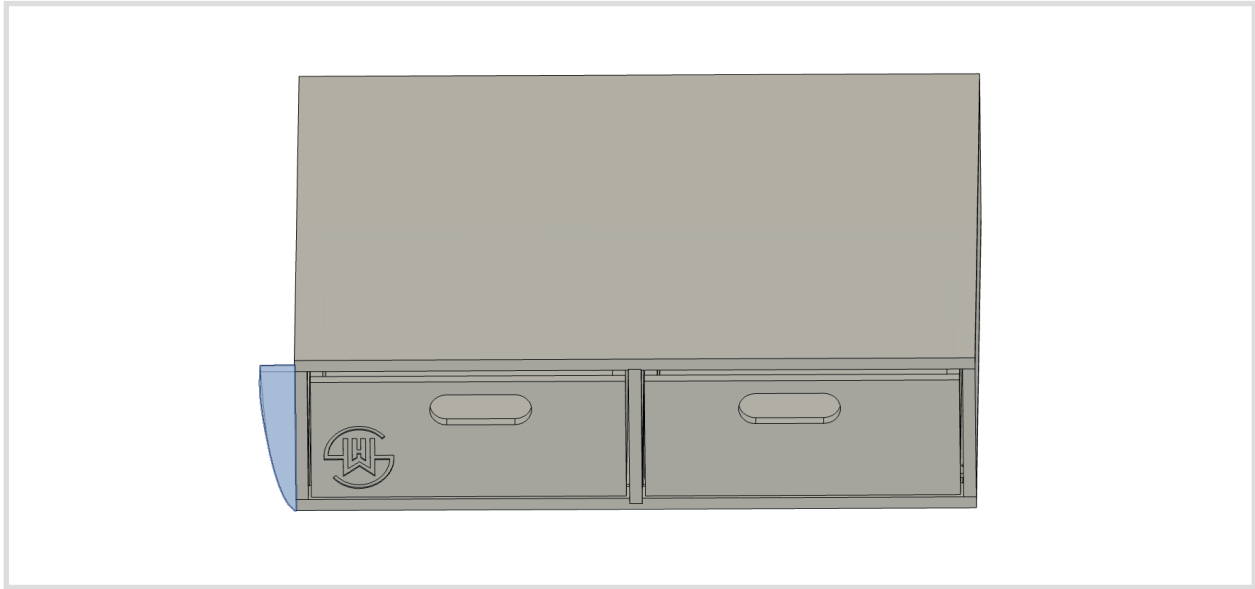


SHW OFFROAD

WK2 Drawer System Install



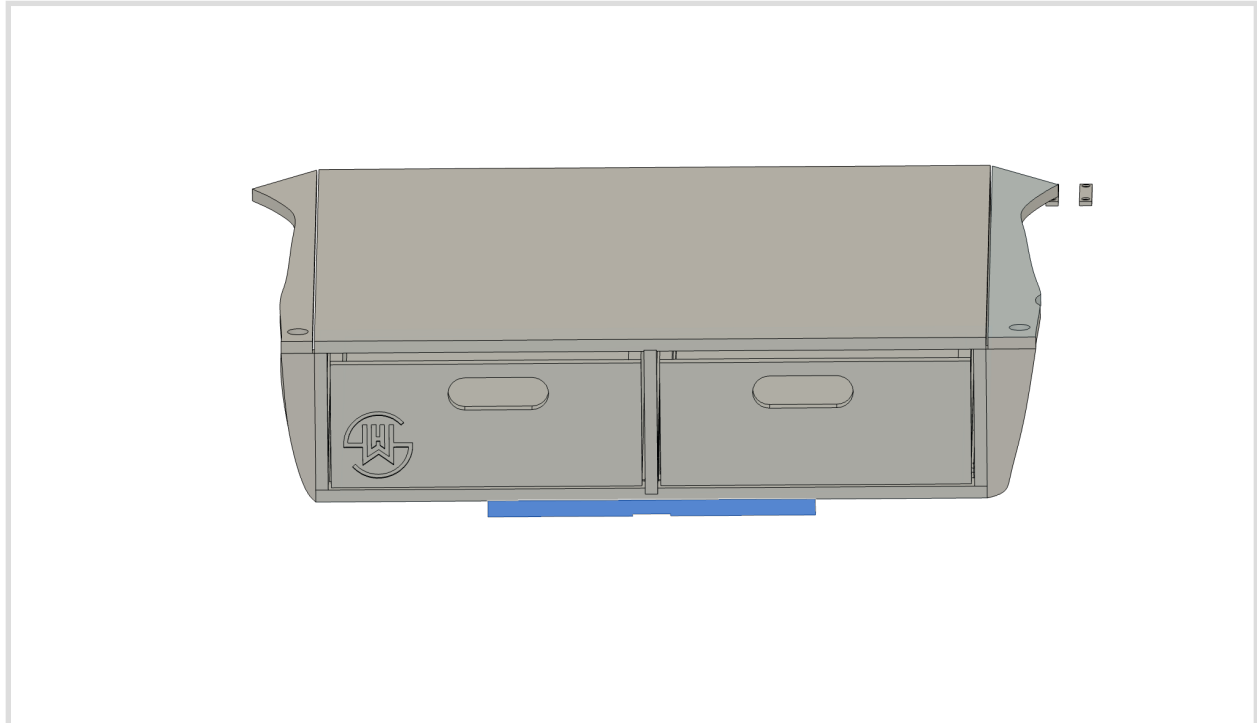
1. Install the driver side wing cap. The wing cap screws will be installed from the inside of the drawer system if you are installing an Ultralite Series.



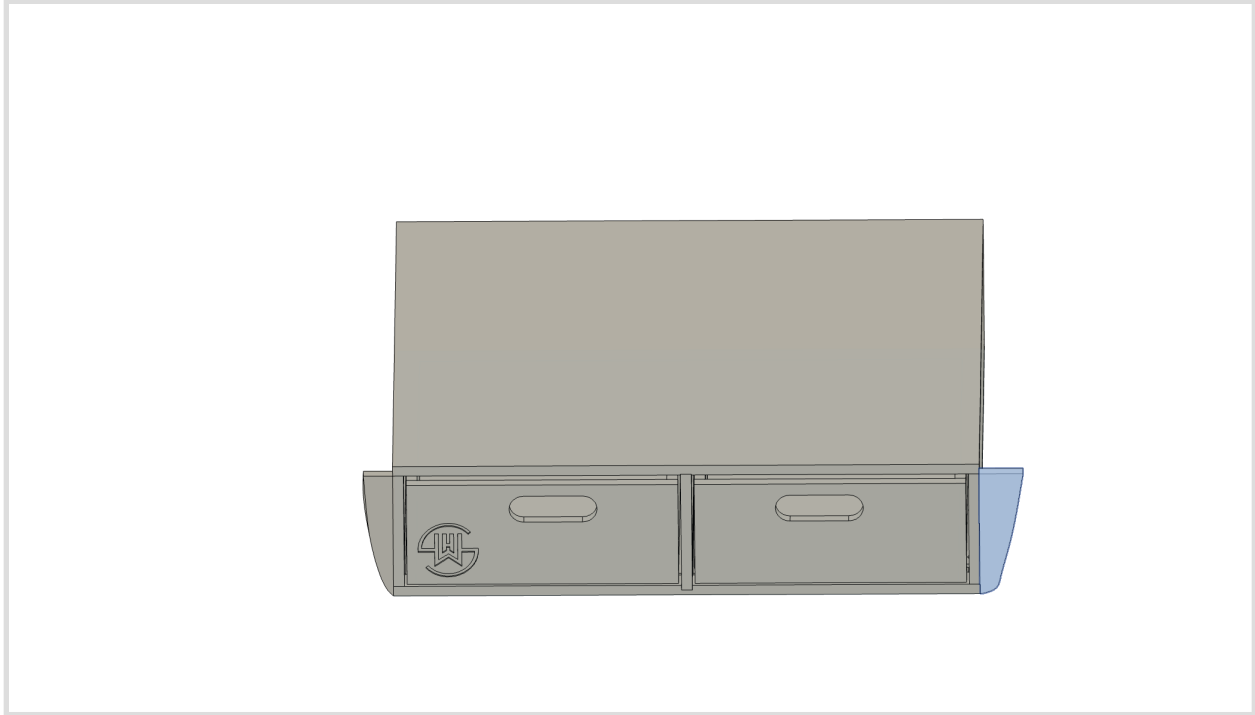
2. Install the rear hatch side tie down straps into the factory tie down loops. The drawer system front lip will rest directly on top of these which is why you need to install them now.



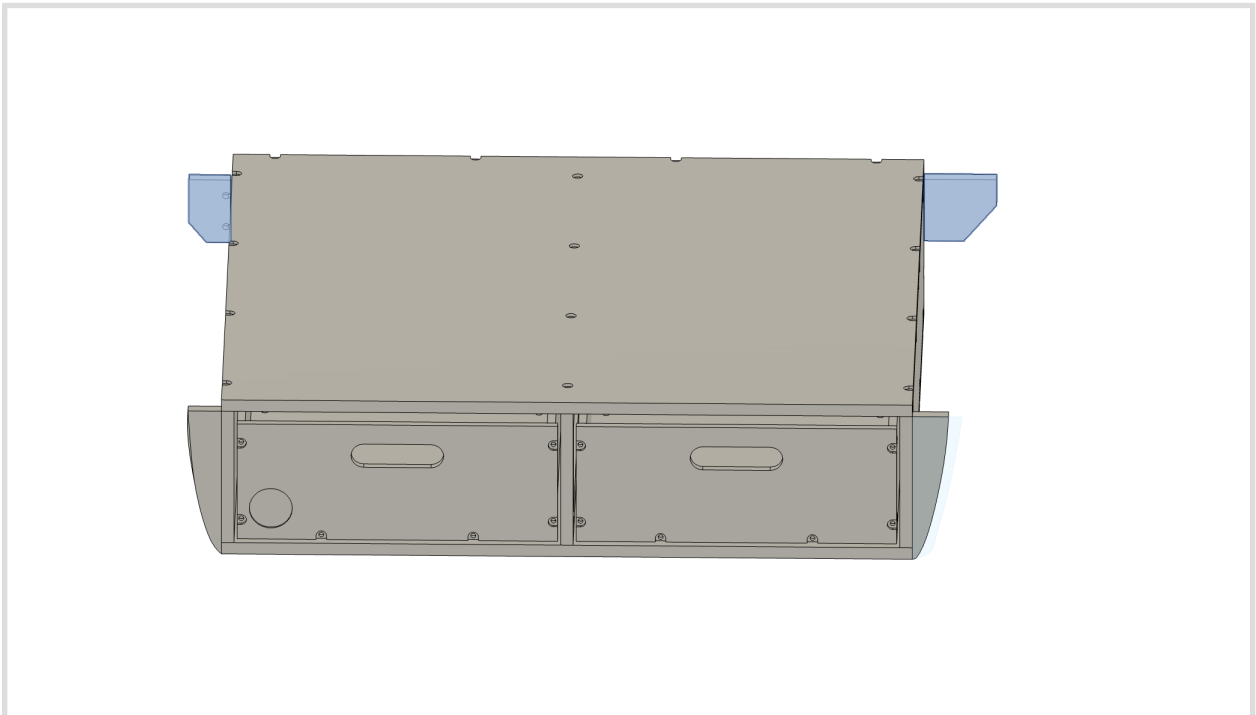
3. Optional: Remove the factory spare tire cover panel. Use the included support beam to line up the drawer system and rest on the ledge of the spare tire compartment. IT IS CRUCIAL that the drawer system is supported on this tailgate side lip as well as the back strip near the rear seats. Do not let the front and the back of the drawer system go unsupported. Once you have the drawer system in place attach the support brace using the included square screws by drilling through the base of the system. Removing the cargo floor allows you to tie down to the spare tire, which is much more secure than the tailgate-side factory tie down locations.



4. Slide the drawer system into the vehicle. Check to make sure the support bar is resting on the lip of the spare tire area and that the front edge of the drawer system looks level. Small shims may be required to get the drawer system level with weight in and on it. Install the passenger side wing cap.



5. Install the wing supports, then place the wings into position. Adjust the position of the drawer system accordingly.



6. Loop the included blue cargo straps through the D Rings on the drawer system and the factory tie downs. The rear hatch side tie downs will be tricky to tighten since the strap runs underneath the drawer system. Be patient, and don't over tighten. Start with the rear straps then tighten the straps behind the rear seat to finish anchoring the system. Once in place and tightened, cut the excess strap away and use a flame to melt the strap end to keep it from fraying. *Please note. The WK2 factory tie down loops are incredibly weak in our opinion. This is a good opportunity to upgrade to some Chief tie downs instead. You may notice the factory tie downs squeak some if you really tighten them down. The drawer system is designed so that it would take a catastrophic event for it to leave the cargo area with the rear seats up.
7. As always, call 859 748 8588 with any questions!